



Eramosa

metro surfaces

Colors



Carbon



Clay



Ice







Natural





Sand

Sizes

		Thickness	Pressed/ Rectified	Finish	SQ. FT./ Carton	Pieces/ Carton
	12x24	11/32"	rectified	polished	16	8
	12x24	11/32"		matte	16	8
	18x36	13/32"		matte	13.5	3
	6x36	13/32"		matte	9	6

Trim/Mosaics

		Thickness	Finish	SQ. FT./ Carton	Pieces/ Carton
	2x2 basketweave mosaic	11/32"	matte	10	10
	3x12 bullnose	*	matte	*	20
	3x12 bullnose	*	polished	*	20
	Random strip mosaic	11/32"	matte	10	10

Performance Characteristics

Water Absorption	Breaking Strength	Scratch Hardness	Chemical Resistance	Abrasion Resistance
<0.5%	≥300	6	Resistant	4

Usage	Shade Variation	Product Type	DCOF
Floor	V2	Porcelain	<.42