



Stonecrete

metro surfaces

Colors



Sabled Cement



Salted Cement



Sanded Cement





Smoked Cement






Smoldered Cement

Sizes

		Thickness	Pressed/ Rectified	Finish	SQ. FT./ Carton	Pieces/ Carton
	12x24	1/3"	Rectified	honed	15.751	8
	24x24	1/3"		honed	15.83	4

Trim/Mosaics

		Thickness	Finish	SQ. FT./ Carton	Pieces/ Carton
	12x12 Cube 3D Mosaic	1/3"	honed	4.896	5
	12x24 Design 6 Mosaic	1/3"	honed	7.875	4
	3x24 bullnose	*	*	7.793	16
	3x6 parquet mosaic	1/3"	honed	4.896	5
	6x12 cove base	*	*	3.876	8

Performance Characteristics

Water Absorption	Breaking Strength	Scratch Hardness	Chemical Resistance	Abrasion Resistance
≤.1%	≥400lbs	≥7	Resistant	4

Usage	Shade Variation	Product Type	DCOF
Floor	V3	porcelain	≥.55



Made in USA