



Foundation

metro surfaces

Colors



Alpine White



Charcoal Rock






Mountain Beige







Summit Gray

Sizes

		Thickness	Pressed/ Rectified	Finish	SQ. FT./ Carton	Pieces/ Carton
	12x24	5/6"	Rectified	Matte	17.37	9
	18x36	3/8"	Rectified	Matte	13.08	3
	9x36	3/8"	Rectified	Matte	13.02	6

Trim/Mosaics

		Thickness	Finish	SQ. FT./ Carton	Pieces/ Carton
	1x3 Stag Mosaic	1/4"	Matte	10.2	10
	1x6 Cove				
	3x12 Bullnose				
	6x12 Cove				

Performance Characteristics

Water Absorption	Breaking Strength	Scratch Hardness	Chemical Resistance	Abrasion Resistance
<0.5%	≥275 lbs	8	Resistant	*

Usage	Shade Variation	Product Type	DCOF
Floor	V3	Porcelain	≥0.42



Made in USA