




Capital

metro surfaces


Colors




Beige



Charcoal




Gray



Light Gray





Taupe






White

Size(s)

| | | Thickness | Pressed/ Rectified | Finish | SQ. FT./ Carton | Pieces/ Carton |
|--|-------|-----------|-----------------------|----------------|--------------------|-------------------|
|  | 12x24 | | | Pol/Matte/Text | 13.45 | 7 |
|  | 24x24 | | | Pol/Matte/Text | 15.50 | 4 |

Trim/Mosaics

| | | Thickness | Finish | SQ. FT./ Carton | Pieces/ Carton |
|--|-----------------|-----------|--------|--------------------|-------------------|
|  | 4x24 Bullnose | | | | 12 |
|  | 6x12 Covebase | | | | 22 |
|  | 1x6 Cove Corner | | | | 15 |

Performance Characteristics

| Water Absorption | Breaking Strength | Scratch Hardness | Chemical Resistance | Abrasion Resistance |
|------------------|-------------------|------------------|---------------------|---------------------|
| < 0.5% | >275 lbs | 5-8 | Resistant | * |

| Usage | Shade Variation | Product Type | DCOF |
|------------|-----------------|--------------|--------|
| Floor/Wall | V2 | Porcelain | ≥ 0.42 |