



Lincoln

metro surfaces


Colors



Cement Chic



Cloud Blue



Halo Grey




Loft Grey




Retro Black




Soft Sage



Canvas White



Vintage Grey



Gallery Grey

Sizes

	Thickness	Pressed/ Rectified	Finish	SQ. FT./ Carton	Pieces/ Carton
3x6	7 mm	Pressed	Glossy-All / Matte-White	10.66	88
3x6 Bevel	8 mm	Pressed	Glossy	10.66	88
2x12	9 mm	Pressed	Glossy/Matte	7.1	44
4x12	8 mm	Pressed	Glossy	9.69	30
4x12 Bevel	9 mm	Pressed	Glossy	9.69	30
4x16	8 mm	Pressed	Glossy /Matte	10.76	25
6x6	7 mm	Pressed	Glossy	10.66	44
8x16	8 mm	Pressed	Glossy	10.33	12
8x24	9 mm	Pressed	Glossy	15.55	12

Trim/Mosaics

	Thickness	Finish	SQ. FT./ Carton	Pieces/ Carton
2x6 Bullnose	7 mm	Glossy-All / Matte-White		
2x8 Bullnose	8 mm	Glossy/Matte		
12" Quarter Round	9 mm	Glossy/Matte		

Technical Notes

Retro Black, Cement Chic, Cloud Blue, Soft Sage, Loft Grey, Halo Grey available in 3x6, 4x16 & 2x12 / Canvas White available in 3x6, 3x6 Bev. 4x12, 4x12 Bev, 4x16, 2x12, 6x6, 8x16 & 8x24 / Vintage Grey 3x6, 4x12, 4x12 Bev, 2x12, 4x16, 8x16 & 8x24 / Gallery Grey available in 3x6, 4x12, 4x12 Bev, 2x12, 8x24, 8x16

Performance Characteristics

Water Absorption	Breaking Strength	Scratch Hardness	Chemical Resistance	Abrasion Resistance
10% ≤ E ≤ 18% - P4	>230	Glossy 2 Matte 2	Class B	Class 0

Usage	Shade Variation	Product Type	DCOF
Wall	V1	Ceramic	
