


metro *surfaces*




Lincoln


Ceramic




Canvas White



Vintage Grey



Gallery Grey



Halo Grey



Loft Grey



Cement Chic



Retro Black



Soft Sage



Cloud Blue

Lincoln

Ceramic

SIZES & FINISHES

2x12	Matte/GL	Pressed
3x6	Matte/GL	Pressed
4x12	Matte/GL	Pressed
4x16	Matte/GL	Pressed
6x6	Matte/GL	Pressed
8x16	Matte/GL	Pressed
8x24	Matte/GL	Pressed

TRIMS

2x6 Bullnose	Glossy/Matte
2x8 Bullnose	Glossy/Matte
12" Quarterround	Glossy/Matte

AVAILABLE SIZES



2x12



3x6



4x12



4x16



6x6



8x16



8x24



2x6 Bullnose



2x8 Bullnose



12"
Quarterround

TECHNICAL SPECS

Abrasion Resistance	Class 0
Scratch Hardness	2
Breaking Strength	>230
Shade Variation	V1
Usage	Wall
Slip Resistance	N/A
Material	Ceramic
Product Type	Commercial/Residential

TECHNICAL NOTES

See web for sizes and finishes available

