


metro *surfaces*



Tectonic

Ceramic/Porcelain




Tradition



Native



Lineage



Legacy

Tectonic

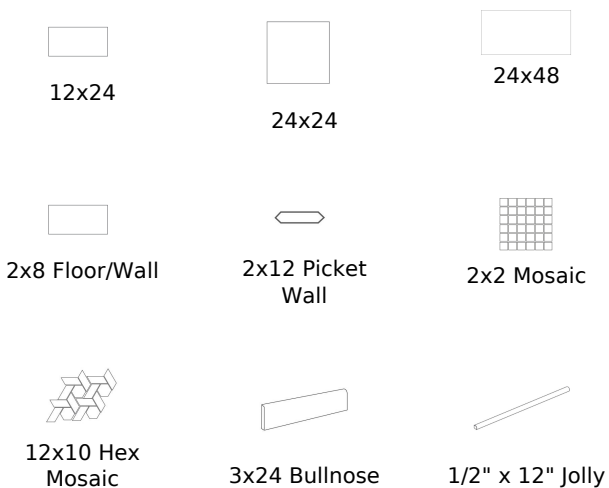
SIZES & FINISHES

12x24	5/16"	Matte
24x24	5/16"	Matte
24x48	5/16"	Matte
2x8 Floor/Wall	3/8"	Matte
2x12 Picket Wall	5/16"	Matte
2x2 Mosaic	1/4"	Matte
12x10 Hex Mosaic	5/16"	Matte

TRIMS

3x24 Bullnose	Matte
1/2" x 12" Jolly	Matte

AVAILABLE SIZES



Ceramic/Porcelain

TECHNICAL SPECS

Water Absorption	< 0.5%, Wall < 20.0%
Scratch Hardness	8.0, Wall 4-6
Breaking Strength	> 275 lbs, Wall 120 - 230 lbs
Shade Variation	V3
Usage	Floor/Wall
Slip Resistance	DCOF: > .60
Recommended Grout Thickness	See Notes
Material	Ceramic/Porcelain
Product Type	Commercial/Made in the USA/Residential

TECHNICAL NOTES

See rep for mosaic technical. Grout: Floor: 1/8" (3/16" when multiple sizes are installed in a modular pattern, and/or when installing tile with a length 15" or greater in a staggered brick-joint pattern; overlap should not exceed 33%.) Wall: 1/16", Mosaic: 1/8"

